



ASBK.COM.AU f t i y

# Round 7 : Phillip Island GP Circuit : October 12 - 14

## YAMAHA MOTOR FINANCE R3 CUP

### Qualifying 1

Date: 13/10/18  
 Event: Q04  
 Weather: Sunny - Temp: 16.0C  
 Track: Dry - Temp: 25.5C

Started at: 10:29:04  
 Laps: 15 Min  
 Starters: 21  
 Printed at: 10:56

### PROVISIONAL CLASSIFICATION

Pos	No	Name	Machine	Fastest Lap	On Lap	Behind Prev	Behind Leader	Top Speed
1	151	Locky TAYLOR (QLD) / Shark Leathers / RideDynamics / X-lite Helmets / Liqui Moly / LKI Brand / Quicklap Perf.	Yamaha YZF-R3	1:48.910	6 of 8			191
2	20	Hunter FORD (NSW) / Yamaha / YRD / South Sydney Comm. / Sport Savvy / Sunatio / Total Property Maint.	Yamaha YZF-R3	1:49.442	3 of 3	.532	.532	194
3	44	Tom BRAMICH (VIC) / JLT / Yamaha / Nolan	Yamaha YZF-R3	1:49.587	5 of 8	.145	.677	193
4	308	John LYTRAS (QLD) / Caboolture Yamaha / Australian Civil Solns. / Dave's Smash Repairs / Surnatio Leathers	Yamaha YZF-R3	1:49.983	5 of 8	.396	1.073	193
5	28	Tayla RELPH (QLD) / Baldivis Forklifts	Yamaha YZF-R3	1:50.088	6 of 8	.105	1.178	193
6	87	Zac LEVY (QLD) / Puma RV's / Yamaha bLU cRU / Kabuto Helmets / FIVE Gloves / Hannay Lawyers	Yamaha YZF-R3	1:50.464	6 of 6	.376	1.554	184
7	355	Laura BROWN (NSW) / WNR / Shark Helmets / Falco M-cycle Boots / GB Racing / Motul / Pirelli	Yamaha YZF-R3	1:50.933	6 of 8	.469	2.023	190
8	68	Luke POWER (VIC) / G. Williams Eng. / Traction Control Susp. / APT Wealth / HPC Coatings / RTR	Yamaha YZF-R3	1:51.038	5 of 7	.105	2.128	193
9	17	Zane FORD (NSW) / Yamaha / YRD / South Sydney Comm. / Sport Savvy / Sunatio / Total Property Maint.	Yamaha YZF-R3	1:51.050	5 of 5	.012	2.140	195
10	127	Max STAUFFER (NSW) / Rock Oil / Suomy / YRD / Doctor Mak / Speed Angle / Shark Leathers / Chris Watson M-c	Yamaha YZF-R3	1:51.068	5 of 6	.018	2.158	178
11	25	Luke JHONSTON (NSW) / Motul / Davis Bikeworx / Moto Garage	Yamaha YZF-R3	1:51.938	2 of 7	.870	3.028	187
12	10	Callum O'BRIEN (WA) / Banhams WA	Yamaha YZF-R3	1:52.090	5 of 7	.152	3.180	188
13	58	Mitch KUHNE (QLD) / Shark Leathers / Nolan Helmets / Phresh Ink / Liqui Moly / Moto Products	Yamaha YZF-R3	1:52.097	7 of 7	.007	3.187	196
14	22	Keegan PICKERING (NSW) / Surnatio / KYT / Sport Savvy Aust. / Earmould Aust. / KYZAC Powdercoating	Yamaha YZF-R3	1:52.211	5 of 7	.114	3.301	192
15	334	Jack COUSENS (VIC) / Cousens Eng. / Dandenong Packaging Machinery / TM Performance / A.T Racing	Yamaha YZF-R3	1:52.355	5 of 7	.144	3.445	188
16	43	Harry KHOURI (NSW) / Excite M-sports / Shark Leathers / Hittec Oils / NSW Helicopters / Race Center	Yamaha YZF-R3	1:52.369	8 of 8	.014	3.459	180
17	70	Troy RYAN (NSW) / Taree M-cycles / Yamaha YRD / SBS Brakes / DNA Filters / Forma Boots	Yamaha YZF-R3	1:52.727	7 of 7	.358	3.817	185
18	15	Bronson PICKETT (WA) / Silkolene Oils / M&B Rubbish Disposal	Yamaha YZF-R3	1:52.802	7 of 7	.075	3.892	185
19	49	Stephanie REDMAN (QLD) / Awesome Haz #43	Yamaha YZF-R3	1:52.857	3 of 8	.055	3.947	185
20	96	Jake BRETT (NSW) / BikeBiz / Alpinestars / HJC Helmets / West Sliders / Prospect Dental Clinic	Yamaha YZF-R3	1:53.876	5 of 7	1.019	4.966	181
21	73	John HAZELDENE (VIC) / Hazeldenes Chicken Farm PL	Yamaha YZF-R3	1:57.451	7 of 8	3.575	8.541	170

New best lap for R3 class - Previous: 1:49.512 by Locky TAYLOR (QLD) on a Yamaha YZF-R3 set on 12/10/18


\*\*\* Indicative qualifying time - 2:05.247 \*\*\*

The results are provisional until the end of the time limit for protests and appeals.



*Scott Laing*  
 Chief Time Keeper - Scott Laing

*Tom Williams*  
 Clerk of Course - Tom Williams



[www.computime.com.au](http://www.computime.com.au)  
 COMPUTIME RACE TIMING SYSTEMS PTY LTD



ASBK.COM.AU f t i y

## Round 7 : Phillip Island GP Circuit : October 12 - 14

### YAMAHA MOTOR FINANCE R3 CUP

#### Qualifying 1

Date: 13/10/18  
Event: Q04  
Weather: Sunny - Temp: 16.0C  
Track: Dry - Temp: 25.5C

Started at: 10:29:04  
Laps: 15 Min  
Starters: 21  
Printed at: 10:56

#### PROVISIONAL LAP TIMES

No	Name	Lap 1	Lap 2	Lap 3	Lap 4	Lap 5	Lap 6	Lap 7	Lap 8
10	Callum O'BRIEN (WA)	2:01.667	1:52.764	3:07.568	2:10.086	<b>1:52.090</b>	2:29.692	1:58.246	
15	Bronson PICKETT (WA)	2:01.472	1:53.275	1:53.718	2:36.689	2:29.869	1:55.554	<b>1:52.802</b>	
17	Zane FORD (NSW)	2:11.016	1:56.507	1:52.001	1:51.262	<b>1:51.050</b>			
20	Hunter FORD (NSW)	2:18.747	1:52.751	<b>1:49.442</b>					
22	Keegan PICKERING (NSW)	2:04.538	1:54.383	2:25.139	1:52.307	<b>1:52.211</b>	1:56.295	1:52.391	
25	Luke JHONSTON (NSW)	1:59.377	<b>1:51.938</b>	1:53.445	1:53.113	1:54.475	1:54.585	2:52.060	
28	Tayla RELPH (QLD)	1:57.487	1:52.015	1:51.304	1:52.052	1:55.297	<b>1:50.088</b>	2:58.229	2:00.954
43	Harry KHOURI (NSW)	2:01.508	1:53.085	1:52.696	1:53.122	1:53.036	2:42.327	2:00.186	<b>1:52.369</b>
44	Tom BRAMICH (VIC)	1:59.133	1:52.011	1:51.275	1:53.755	<b>1:49.587</b>	1:50.497	3:06.551	1:56.545
49	Stephanie REDMAN (QLD)	2:04.883	1:53.036	<b>1:52.857</b>	1:53.041	1:52.937	1:53.100	2:26.120	1:59.116
58	Mitch KUHNE (QLD)	2:00.887	1:52.241	2:58.967	2:31.970	1:54.139	1:55.800	<b>1:52.097</b>	
68	Luke POWER (VIC)	1:58.517	1:52.635	3:09.208	2:01.537	<b>1:51.038</b>	1:52.610	1:52.817	
70	Troy RYAN (NSW)	2:04.870	1:54.560	1:53.980	2:52.779	2:14.232	1:54.956	<b>1:52.727</b>	
73	John HAZELDENE (VIC)	2:07.718	1:59.606	1:59.456	1:58.980	1:58.310	1:57.937	<b>1:57.451</b>	1:57.462
87	Zac LEVY (QLD)	1:58.389	1:51.525	1:51.740	1:52.531	1:50.929	<b>1:50.464</b>		
96	Jake BRETT (NSW)	2:00.918	1:54.975	2:00.867	1:59.823	<b>1:53.876</b>	3:07.264	2:03.961	
127	Max STAUFFER (NSW)	5:07.948	2:02.187	1:51.772	1:51.567	<b>1:51.068</b>	1:51.072		
151	Locky TAYLOR (QLD)	2:01.262	1:50.703	1:52.754	1:51.050	1:55.288	<b>1:48.910</b>	2:49.998	1:59.817
308	John LYTRAS (QLD)	1:58.439	1:51.362	1:50.938	1:50.310	<b>1:49.983</b>	1:50.602	1:57.162	1:51.083
334	Jack COUSENS (VIC)	2:07.783	2:14.584	1:58.403	1:54.737	<b>1:52.355</b>	1:55.362	1:52.617	
355	Laura BROWN (NSW)	1:58.474	1:51.484	1:50.985	1:52.144	1:51.369	<b>1:50.933</b>	1:59.668	1:52.368


\*\*\* Indicative qualifying time - 2:05.247 \*\*\*

The results are provisional until the end of the time limit for protests and appeals.



Chief Time Keeper - Scott Lang

Clerk of Course - Tom Williams



[www.computime.com.au](http://www.computime.com.au)

COMPUTIME RACE TIMING SYSTEMS PTY LTD



ASBK.COM.AU f t i y

# Round 7 : Phillip Island GP Circuit : October 12 - 14

## YAMAHA MOTOR FINANCE R3 CUP

### Qualifying 1

Date: 13/10/18  
 Event: Q04  
 Weather: Sunny - Temp: 16.0C  
 Track: Dry - Temp: 25.5C


Started at: 10:29:04  
 Laps: 15 Min  
 Starters: 21  
 Printed at: 10:56

### PROVISIONAL SPLIT TIMES

Lap	Split 1	Split 2	Split 3	Split 4	Lap Time	Spd	Lap	Split 1	Split 2	Split 3	Split 4	Lap Time	Spd
<b>10 Callum O'BRIEN (WA) (12th)</b>							7	26.937	33.118	21.328	31.008	1:52.391	182
1	34.756	33.456	21.716	31.739	2:01.667 P		<b>25 Luke JHONSTON (NSW) (11th)</b>						
2	27.155	33.014	21.403	31.192	1:52.764	182	1	32.941	33.526	21.350	31.560	1:59.377 P	
3	34.265	1:06.784	30.745	55.774	3:07.568	159	2	<b>27.084</b>	<b>32.668</b>	21.260	<b>30.926</b>	<b>1:51.938</b>	187
4	36.242	39.042	23.590	31.212	2:10.086 P		3	27.329	32.898	<b>21.143</b>	32.075	1:53.445	186
5	<b>26.764</b>	<b>32.886</b>	21.379	<b>31.061</b>	<b>1:52.090</b>	188	4	27.134	32.713	21.243	32.023	1:53.113	184
6	30.123	34.996	24.985	59.588	2:29.692	185	5	27.598	33.106	21.462	32.309	1:54.475	182
7	32.762	33.010	<b>21.264</b>	31.210	1:58.246 P		6	27.939	33.224	21.554	31.868	1:54.585	180
<b>15 Bronson PICKETT (WA) (18th)</b>							7	27.732	33.588	21.874	1:28.866	2:52.060	179
1	33.635	33.942	22.084	31.811	2:01.472 P		<b>28 Tayla RELPH (QLD) (5th)</b>						
2	27.510	33.027	21.713	31.025	1:53.275	184	1	32.652	32.578	21.411	30.846	1:57.487 P	
3	<b>27.268</b>	<b>32.798</b>	21.742	31.910	1:53.718	185	2	27.771	32.684	21.024	<b>30.536</b>	1:52.015	176
4	27.890	33.001	22.003	1:13.795	2:36.689	174	3	26.499	32.761	21.063	30.981	1:51.304	193
5	36.676	57.314	23.925	31.954	2:29.869 P		4	27.331	<b>32.001</b>	21.645	31.075	1:52.052	179
6	27.386	34.244	21.815	32.109	1:55.554	183	5	28.723	33.230	21.981	31.363	1:55.297	176
7	27.738	33.081	<b>21.303</b>	<b>30.680</b>	<b>1:52.802</b>	181	6	<b>26.400</b>	32.076	<b>20.837</b>	30.775	<b>1:50.088</b>	187
<b>17 Zane FORD (NSW) (9th)</b>							7	26.928	35.835	21.051	1:34.415	2:58.229	192
1	35.987	37.551	23.880	33.598	2:11.016 P		8	34.034	33.174	22.126	31.620	2:00.954 P	
2	28.246	34.300	22.173	31.788	1:56.507	171	<b>43 Harry KHOURI (NSW) (16th)</b>						
3	27.435	32.581	21.261	30.724	1:52.001	182	1	35.059	33.432	21.463	31.554	2:01.508 P	
4	27.238	<b>32.050</b>	<b>20.823</b>	31.151	1:51.262	184	2	27.594	32.924	21.594	<b>30.973</b>	1:53.085	178
5	<b>27.209</b>	32.714	20.972	<b>30.155</b>	<b>1:51.050</b>	187	3	27.479	<b>32.714</b>	<b>21.354</b>	31.149	1:52.696	177
<b>20 Hunter FORD (NSW) (2nd)</b>							4	27.388	32.917	21.402	31.415	1:53.122	177
1	35.803	51.367	21.168	<b>30.409</b>	2:18.747 P		5	27.402	32.802	21.444	31.388	1:53.036	180
2	<b>26.079</b>	34.134	20.951	31.587	1:52.751	189	6	27.520	32.897	21.366	1:20.544	2:42.327	179
3	26.546	<b>31.883</b>	<b>20.567</b>	30.446	<b>1:49.442</b>	183	7	34.095	33.360	21.539	31.192	2:00.186 P	
<b>22 Keegan PICKERING (NSW) (14th)</b>							8	<b>27.167</b>	32.823	21.382	30.997	<b>1:52.369</b>	178
1	33.652	35.183	23.362	32.341	2:04.538 P		<b>44 Tom BRAMICH (VIC) (3rd)</b>						
2	27.702	33.737	21.472	31.472	1:54.383	176	1	32.735	33.272	21.601	31.525	1:59.133 P	
3	31.622	50.676	30.688	32.153	2:25.139	166	2	27.657	32.727	21.032	30.595	1:52.011	179
4	27.091	<b>32.943</b>	<b>21.216</b>	31.057	1:52.307	192	3	27.048	32.192	21.001	31.034	1:51.275	191
5	<b>26.670</b>	33.267	21.372	<b>30.902</b>	<b>1:52.211</b>	187	4	26.980	34.523	21.900	30.352	1:53.755	181
6	27.434	35.905	21.307	31.649	1:56.295	186	5	<b>26.405</b>	32.109	<b>20.607</b>	30.466	<b>1:49.587</b>	193

*Scott Lang*  
 Chief Time Keeper - Scott Lang

*Tom Williams*  
 Clerk of Course - Tom Williams





# Round 7 : Phillip Island GP Circuit : October 12 - 14

## YAMAHA MOTOR FINANCE R3 CUP

### Qualifying 1

Date: 13/10/18  
 Event: Q04  
 Weather: Sunny - Temp: 16.0C  
 Track: Dry - Temp: 25.5C

Started at: 10:29:04  
 Laps: 15 Min  
 Starters: 21  
 Printed at: 10:56

### PROVISIONAL SPLIT TIMES

Lap	Split 1	Split 2	Split 3	Split 4	Lap Time	Spd	Lap	Split 1	Split 2	Split 3	Split 4	Lap Time	Spd
6	26.949	<b>31.882</b>	20.860	30.806	1:50.497	186	5	36.648	40.753	24.979	31.852	2:14.232 P	
7	31.825	35.698	21.066	1:37.962	3:06.551	170	6	27.732	33.664	21.934	31.626	1:54.956	185
8	32.467	32.698	21.191	<b>30.189</b>	1:56.545 P		7	27.712	<b>32.844</b>	<b>21.359</b>	<b>30.812</b>	<b>1:52.727</b>	179

#### 49 Stephanie REDMAN (QLD) (19th)

1	37.515	33.761	21.839	31.768	2:04.883 P	
2	27.670	32.671	21.498	31.197	1:53.036	177
3	27.395	32.980	21.420	31.062	<b>1:52.857</b>	179
4	<b>27.123</b>	32.879	21.334	31.705	1:53.041	185
5	27.453	32.859	21.439	31.186	1:52.937	179
6	27.434	32.810	21.379	31.477	1:53.100	179
7	27.969	34.801	22.899	1:00.451	2:26.120	179
8	34.257	<b>32.578</b>	<b>21.229</b>	<b>31.052</b>	1:59.116 P	

#### 73 John HAZELDENE (VIC) (21th)

1	36.313	35.332	22.750	33.323	2:07.718 P	
2	29.341	35.064	22.286	32.915	1:59.606	168
3	29.212	34.845	22.257	33.142	1:59.456	167
4	29.269	34.540	22.316	32.855	1:58.980	167
5	28.739	34.415	22.407	32.749	1:58.310	168
6	28.809	34.277	22.164	32.687	1:57.937	170
7	28.627	34.280	<b>22.010</b>	32.534	<b>1:57.451</b>	170
8	<b>28.565</b>	<b>34.229</b>	22.235	<b>32.433</b>	1:57.462	168

#### 58 Mitch KUHNE (QLD) (13th)

1	33.946	33.632	22.084	31.225	2:00.887 P	
2	27.520	33.314	<b>21.073</b>	<b>30.334</b>	1:52.241	183
3	27.213	33.326	21.383	1:37.045	2:58.967	196
4	33.579	46.289	34.784	37.318	2:31.970	161
5	28.125	33.751	21.471	30.792	1:54.139	176
6	27.163	34.018	21.490	33.129	1:55.800	188
7	<b>26.977</b>	<b>32.831</b>	21.199	31.090	<b>1:52.097</b>	191

#### 87 Zac LEVY (QLD) (6th)

1	32.319	33.119	21.650	31.301	1:58.389 P	
2	<b>26.949</b>	32.466	21.151	30.959	1:51.525	180
3	27.273	32.727	21.059	30.681	1:51.740	182
4	27.196	32.493	21.250	31.592	1:52.531	173
5	27.235	<b>32.007</b>	20.775	30.912	1:50.929	174
6	27.061	32.142	<b>20.681</b>	<b>30.580</b>	<b>1:50.464</b>	184

#### 68 Luke POWER (VIC) (8th)

1	32.055	33.568	21.379	31.515	1:58.517 P	
2	27.285	32.742	21.418	31.190	1:52.635	179
3	27.424	32.946	21.380	1:47.458	3:09.208	177
4	33.309	34.450	21.513	32.265	2:01.537 P	
5	27.314	<b>32.310</b>	<b>20.965</b>	<b>30.449</b>	<b>1:51.038</b>	187
6	<b>26.805</b>	33.133	21.409	31.263	1:52.610	193
7	27.461	32.835	21.372	31.149	1:52.817	174

#### 96 Jake BRETT (NSW) (20th)

1	33.271	33.637	22.097	31.913	2:00.918 P	
2	27.429	33.183	22.161	32.202	1:54.975	180
3	28.095	33.761	22.882	36.129	2:00.867	178
4	28.991	37.479	<b>21.679</b>	31.674	1:59.823	169
5	27.654	<b>32.886</b>	22.006	31.330	<b>1:53.876</b>	179
6	<b>27.341</b>	33.277	21.978	1:44.668	3:07.264	181
7	37.862	32.921	21.854	<b>31.324</b>	2:03.961 P	

#### 70 Troy RYAN (NSW) (17th)

1	36.406	34.407	21.943	32.114	2:04.870 P	
2	28.037	33.294	21.961	31.268	1:54.560	178
3	<b>27.432</b>	33.334	21.771	31.443	1:53.980	181
4	27.867	33.339	22.578	1:28.995	2:52.779	180

#### 127 Max STAUFFER (NSW) (10th)

1	42.118	46.890	26.841	3:12.099	5:07.948 P	
2	36.433	33.372	21.502	30.880	2:02.187 P	
3	27.584	32.317	<b>21.096</b>	30.775	1:51.772	177
4	27.272	32.440	21.124	30.731	1:51.567	176
5	<b>27.016</b>	32.188	21.148	30.716	<b>1:51.068</b>	178

*Scott Lang*  
 Chief Time Keeper - Scott Lang

*Tom Williams*  
 Clerk of Course - Tom Williams





ASBK.COM.AU f t i y

# Round 7 : Phillip Island GP Circuit : October 12 - 14

## YAMAHA MOTOR FINANCE R3 CUP

### Qualifying 1

Date: 13/10/18  
 Event: Q04  
 Weather: Sunny - Temp: 16.0C  
 Track: Dry - Temp: 25.5C

Started at: 10:29:04  
 Laps: 15 Min  
 Starters: 21  
 Printed at: 10:56

### PROVISIONAL SPLIT TIMES

Lap	Split 1	Split 2	Split 3	Split 4	Lap Time	Spd	Lap	Split 1	Split 2	Split 3	Split 4	Lap Time	Spd
6	27.124	<b>32.184</b>	21.123	<b>30.641</b>	1:51.072	178	334 Jack COUSENS (VIC) (15th)						
							1	35.899	35.264	23.033	33.587	2:07.783 P	
151 Locky TAYLOR (QLD) (1st)							2	28.178	51.342	22.668	32.396	2:14.584	172
1	32.805	33.112	23.741	31.604	2:01.262 P		3	28.345	34.955	23.147	31.956	1:58.403	170
2	26.923	32.035	21.183	30.562	1:50.703	188	4	27.969	33.531	21.807	31.430	1:54.737	173
3	27.919	33.738	20.811	30.286	1:52.754	174	5	27.627	33.178	<b>21.093</b>	<b>30.457</b>	<b>1:52.355</b>	175
4	26.862	32.131	21.256	30.801	1:51.050	191	6	<b>27.213</b>	34.145	21.628	32.376	1:55.362	188
5	28.495	34.895	21.504	30.394	1:55.288	177	7	27.719	<b>32.893</b>	21.299	30.706	1:52.617	182
6	<b>26.502</b>	<b>31.763</b>	<b>20.596</b>	<b>30.049</b>	<b>1:48.910</b>	188							
7	28.604	35.092	20.892	1:25.410	2:49.998	188	355 Laura BROWN (NSW) (7th)						
8	35.817	32.262	21.046	30.692	1:59.817 P		1	32.714	33.058	21.389	31.313	1:58.474 P	
							2	27.144	33.054	21.113	30.173	1:51.484	188
308 John LYTRAS (QLD) (4th)							3	27.313	32.570	20.988	<b>30.114</b>	1:50.985	190
1	33.073	32.798	21.343	31.225	1:58.439 P		4	27.272	<b>32.482</b>	21.612	30.778	1:52.144	179
2	27.211	32.024	21.173	30.954	1:51.362	181	5	27.115	32.682	<b>20.858</b>	30.714	1:51.369	186
3	27.090	31.936	20.788	31.124	1:50.938	181	6	<b>26.571</b>	32.747	21.158	30.457	<b>1:50.933</b>	188
4	27.219	<b>31.695</b>	20.819	30.577	1:50.310	180	7	29.093	36.012	21.704	32.859	1:59.668	179
5	26.834	31.709	<b>20.752</b>	30.688	<b>1:49.983</b>	193	8	27.624	32.691	21.378	30.675	1:52.368	173
6	<b>26.801</b>	32.397	21.064	<b>30.340</b>	1:50.602	192							
7	27.412	34.883	23.355	31.512	1:57.162	191							
8	27.555	32.014	20.945	30.569	1:51.083	170							


\*\*\* Indicative qualifying time - 2:05.247 \*\*\*

The results are provisional until the end of the time limit for protests and appeals.



Chief Time Keeper - Scott Lang

Clerk of Course - Tom Williams



[www.computime.com.au](http://www.computime.com.au)

COMPUTIME RACE TIMING SYSTEMS PTY LTD



ASBK.COM.AU f t i y

# Round 7 : Phillip Island GP Circuit : October 12 - 14

## YAMAHA MOTOR FINANCE R3 CUP

### Qualifying 1

Date: 13/10/18  
 Event: Q04  
 Weather: Sunny - Temp: 16.0C  
 Track: Dry - Temp: 25.5C

Started at: 10:29:04  
 Laps: 15 Min  
 Starters: 21  
 Printed at: 10:56

### PROVISIONAL FASTEST LAPS SEQUENCE

Race Time	No	Name	Machine	Fastest Lap	On Lap
2:10.939	87	Zac LEVY (QLD)	Yamaha YZF-R3	1:58.389	1
2:11.055	28	Tayla RELPH (QLD)	Yamaha YZF-R3	1:57.487	1
4:02.424	151	Locky TAYLOR (QLD)	Yamaha YZF-R3	1:50.703	2
7:47.078	20	Hunter FORD (NSW)	Yamaha YZF-R3	1:49.442	3
11:30.426	151	Locky TAYLOR (QLD)	Yamaha YZF-R3	1:48.910	6


\*\*\* Indicative qualifying time - 2:05.247 \*\*\*

The results are provisional until the end of the time limit for protests and appeals.



*Scott Lang*  
 Chief Time Keeper - Scott Lang

*Tom Williams*  
 Clerk of Course - Tom Williams



[www.computime.com.au](http://www.computime.com.au)  
 COMPUTIME RACE TIMING SYSTEMS PTY LTD



ASBK.COM.AU f t i y

## Round 7 : Phillip Island GP Circuit : October 12 - 14

### YAMAHA MOTOR FINANCE R3 CUP

#### Qualifying 1

Date: 13/10/18  
 Event: Q04  
 Weather: Sunny - Temp: 16.0C  
 Track: Dry - Temp: 25.5C

Started at: 10:29:04  
 Laps: 15 Min  
 Starters: 21  
 Printed at: 10:56

#### PROVISIONAL BEST PARTIAL TIMES

Pos	Split 1		Split 2		Split 3		Split 4		LAP		Ideal	Fastest
	Name	Time	Name	Time	Name	Time	Name	Time	Name	Time		
1	H. FORD	26.079	J. LYTRAS	31.695	H. FORD	20.567	L. TAYLOR	30.049	H. FORD	1:48.877	1:49.442	
2	T. RELPH	26.400	L. TAYLOR	31.763	L. TAYLOR	20.596	L. BROWN	30.114	L. TAYLOR	1:48.910	1:48.910	
3	T. BRAMICH	26.405	H. FORD	31.822	T. BRAMICH	20.607	Z. FORD	30.155	T. BRAMICH	1:49.083	1:49.587	
4	L. TAYLOR	26.502	T. BRAMICH	31.882	Z. LEVY	20.681	T. BRAMICH	30.189	J. LYTRAS	1:49.588	1:49.983	
5	L. BROWN	26.571	T. RELPH	32.001	J. LYTRAS	20.752	M. KUHNE	30.334	T. RELPH	1:49.774	1:50.088	
6	K. PICKERING	26.670	Z. LEVY	32.007	Z. FORD	20.823	J. LYTRAS	30.340	L. BROWN	1:50.025	1:50.933	
7	C. O'BRIEN	26.764	Z. FORD	32.050	T. RELPH	20.837	H. FORD	30.409	Z. FORD	1:50.186	1:51.050	
8	J. LYTRAS	26.801	M. STAUFFER	32.184	L. BROWN	20.858	L. POWER	30.449	Z. LEVY	1:50.217	1:50.464	
9	L. POWER	26.805	L. POWER	32.310	L. POWER	20.965	J. COUSENS	30.457	L. POWER	1:50.529	1:51.038	
10	Z. LEVY	26.949	L. BROWN	32.482	M. KUHNE	21.073	T. RELPH	30.536	M. STAUFFER	1:50.937	1:51.068	
11	M. KUHNE	26.977	S. REDMAN	32.578	J. COUSENS	21.093	Z. LEVY	30.580	M. KUHNE	1:51.215	1:52.097	
12	M. STAUFFER	27.016	L. JHONSTON	32.668	M. STAUFFER	21.096	M. STAUFFER	30.641	J. COUSENS	1:51.656	1:52.355	
13	L. JHONSTON	27.084	H. KHOURI	32.714	L. JHONSTON	21.143	B. PICKETT	30.680	K. PICKERING	1:51.731	1:52.211	
14	S. REDMAN	27.123	B. PICKETT	32.798	K. PICKERING	21.216	T. RYAN	30.812	L. JHONSTON	1:51.821	1:51.938	
15	Z. FORD	27.158	M. KUHNE	32.831	S. REDMAN	21.229	K. PICKERING	30.902	C. O'BRIEN	1:51.975	1:52.090	
16	H. KHOURI	27.167	T. RYAN	32.844	C. O'BRIEN	21.264	L. JHONSTON	30.926	S. REDMAN	1:51.982	1:52.857	
17	J. COUSENS	27.213	C. O'BRIEN	32.886	B. PICKETT	21.303	H. KHOURI	30.973	B. PICKETT	1:52.049	1:52.802	
18	B. PICKETT	27.268	J. BRETT	32.886	H. KHOURI	21.354	S. REDMAN	31.052	H. KHOURI	1:52.208	1:52.369	
19	J. BRETT	27.341	J. COUSENS	32.893	T. RYAN	21.359	C. O'BRIEN	31.061	T. RYAN	1:52.447	1:52.727	
20	T. RYAN	27.432	K. PICKERING	32.943	J. BRETT	21.679	J. BRETT	31.324	J. BRETT	1:53.230	1:53.876	
21	J. HAZELDEN	28.565	J. HAZELDEN	34.229	J. HAZELDEN	22.010	J. HAZELDEN	32.433	J. HAZELDEN	1:57.237	1:57.451	

\*\*\* Indicative qualifying time - 2:05.247 \*\*\*

The results are provisional until the end of the time limit for protests and appeals.



Chief Time Keeper - Scott Lang

Clerk of Course - Tom Williams



[www.computime.com.au](http://www.computime.com.au)

COMPUTIME RACE TIMING SYSTEMS PTY LTD